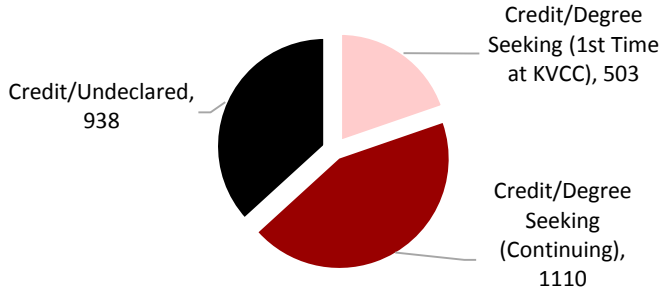


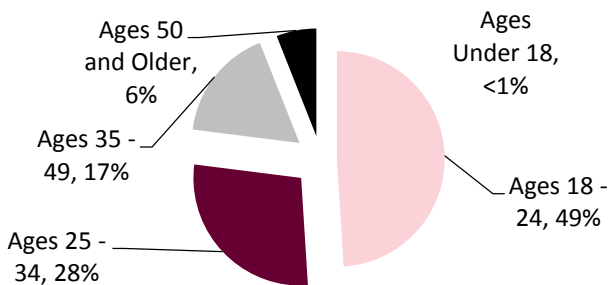
Kennebec Valley Community College is one of seven community colleges which operates under the authority of the Maine Community College System Board of Trustees.

Fall 2016 Credit Enrollment

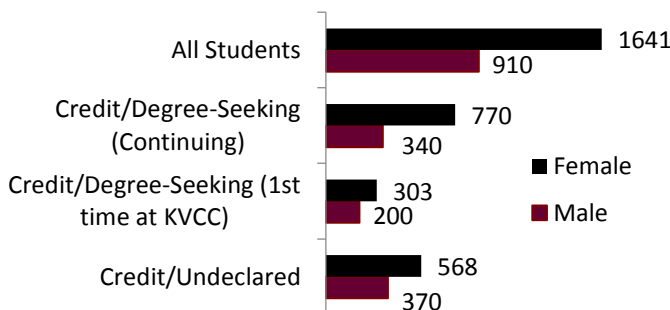


Department	New Students to KVCC	Continuing Students	Total
Allied Health	49	209	258
Business	49	125	174
Farm-to-Table	33	41	74
English & Humanities	105	117	222
Math & Science	167	222	389
Nursing	1	81	82
Social Sciences	57	133	190
Trades & Technology	84	137	221
Total Degree-Seeking Students	545	1066	1610

Age Ranges: Degree-Seeking Students



Gender



Programs of Study at KVCC

Allied Health Programs

- Advanced Emergency Care
- Health Information Technology
- Medical Assisting
- Medical Coding
- Nursing
- Occupational Therapy Assistant
- Paramedic
- Phlebotomy
- Physical Therapy Assistant
- Radiological Technology
- Respiratory Therapy

Associate in Arts in Liberal Studies

Business Administration

- Accounting
- Computer Systems Integration
- Marketing/Management

Education

- Autism Spectrum Disorder Studies
- Early Childhood Education

Farm-to-Table

- Culinary Arts
- Sustainable Agriculture

Math & Science

- General Science -Health Occupations
- General Science - Biological Sciences
- General Science - Pre-Pharmacy

Mental Health

Trade and Technology

- Applied Electronics & Computer Tech.
- Career Studies
- Electrical Lineworker Technology
- Electrical Technology
- Energy Services & Technology
- Precision Machining Technology
- Pulp and Paper Technology
- Sustainable Construction
- Welding

In 2016, KVCC was the only community college in Maine named to the 2017 Aspen Institute’s list of the top 150 community colleges in the nation.

	KVCC	Aspen Prize 150 Selected Community Colleges			
Percent	KVCC	Median	Mean	Range Lo	Range Hi
First Year Retention	56.1	57.6	58.3	31.0	100.0
Three Year Graduation	48.0	49.6	49.8	18.0	92.0
Credentials Awarded Per 1000 Students	49.4	43.4	44.0	18.0	72.0
Equity: Three Year Graduation	42.1	43.8	44.8	17.0	92.0
Equity: Credentials Awarded Per 1000 Students	49.1	25.5	27.5	11.0	80.0
	KVCC	Aspen Prize 150 Selected Community Colleges			
	KVCC	Median	Mean	Range Lo	Range Hi
%Pell	51.9	38.7	39.8	8.0	81.0
%Associates as Degree	82.1	61.5	61.3	2.0	100.0
Average Household Income	\$47,923	\$58,397	\$56,785	\$26,697	\$171,560
%NonTraditional (25 and older)	43.8	35.4	34.3	8.0	75.0
%Part-time	75.5	56.5	60.2	5.0	87.0

Institutions named to Aspen Institute’s list demonstrate strong outcomes in the following three areas of student success:

- **Student success in persistence, completion and transfer**
- **Consistent improvement in outcomes over time and**
- **Equity in outcomes for students of all racial/ethnic and socioeconomic backgrounds**

KENNEBEC VALLEY COMMUNITY COLLEGE

92 Western Avenue, Fairfield, Maine 04937-1367

TOLL FREE: 800-528-5000

www.kvcc.me.edu

KVCC is an accredited institution by the New England Association of Schools and Colleges, Inc. Commission on Institutions of Higher Education

